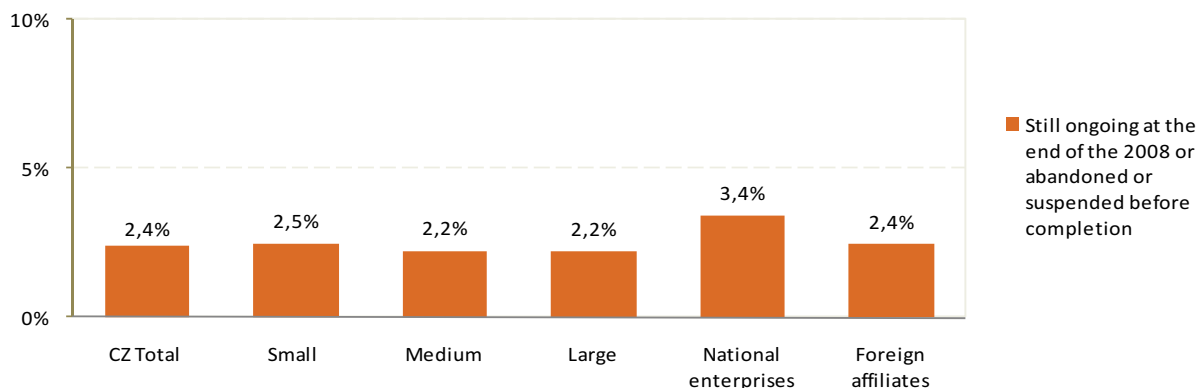


2.2.3 Ongoing or abandoned innovation activities

In the years 2006–2008, there were 2.4 % of enterprises that had ongoing, abandoned or suspended implementation of technological innovation by the end of 2008. Besides these innovation activities, the enterprises did not introduce any product or process innovation¹.

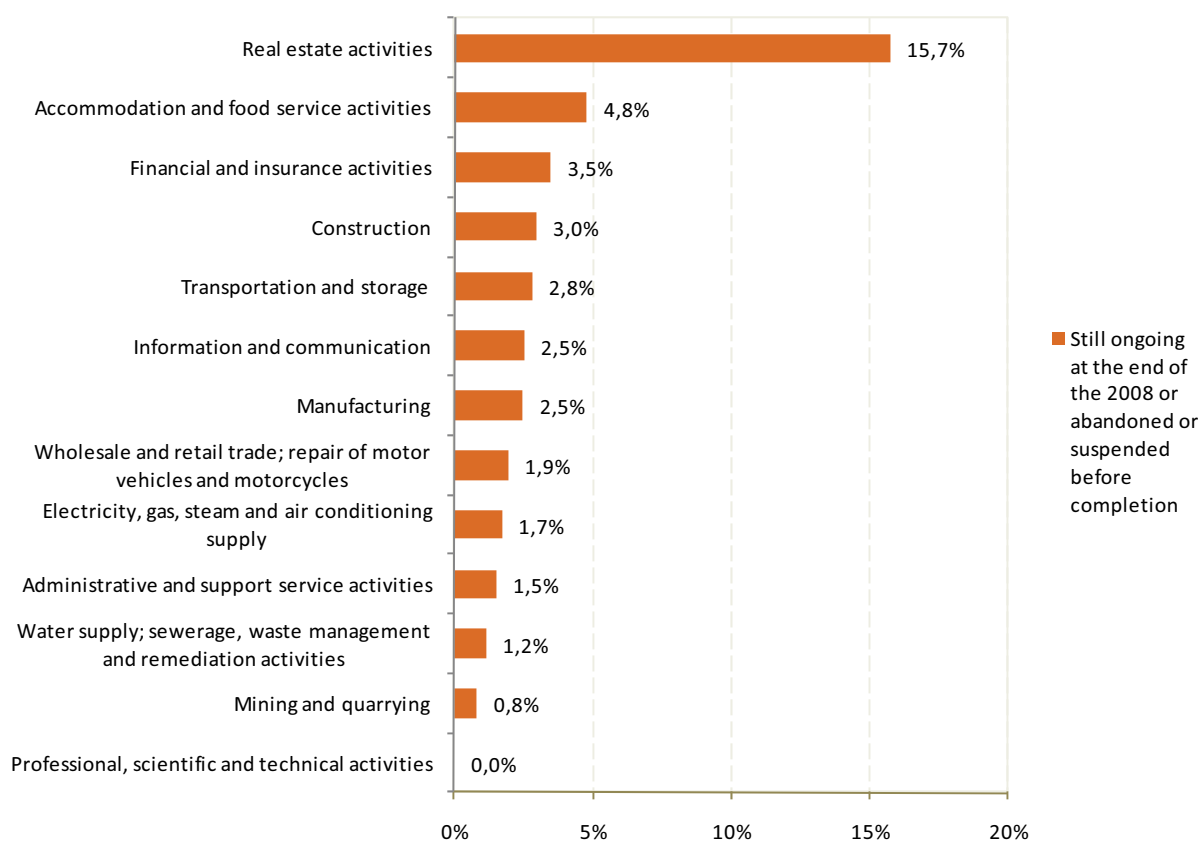
The largest proportion of enterprises with ongoing or abandoned technological innovation was found among small enterprises (2.5 %), and, in terms of ownership, among national enterprises (3.4 %).

Figure 2.27: Enterprises with ongoing or abandoned innovation by size-class and ownership (as a percentage of all enterprises); 2006–2008



As far as different industries are concerned, the proportion of enterprises with ongoing or abandoned innovation activities was the largest in “real estate activities” and reached 15.7 %. In “manufacturing”, the proportion was 2.5 %. “Professional, scientific and technical activities” showed no ongoing or abandoned innovation and “mining and quarrying” showed the proportion of only 0.8 %.

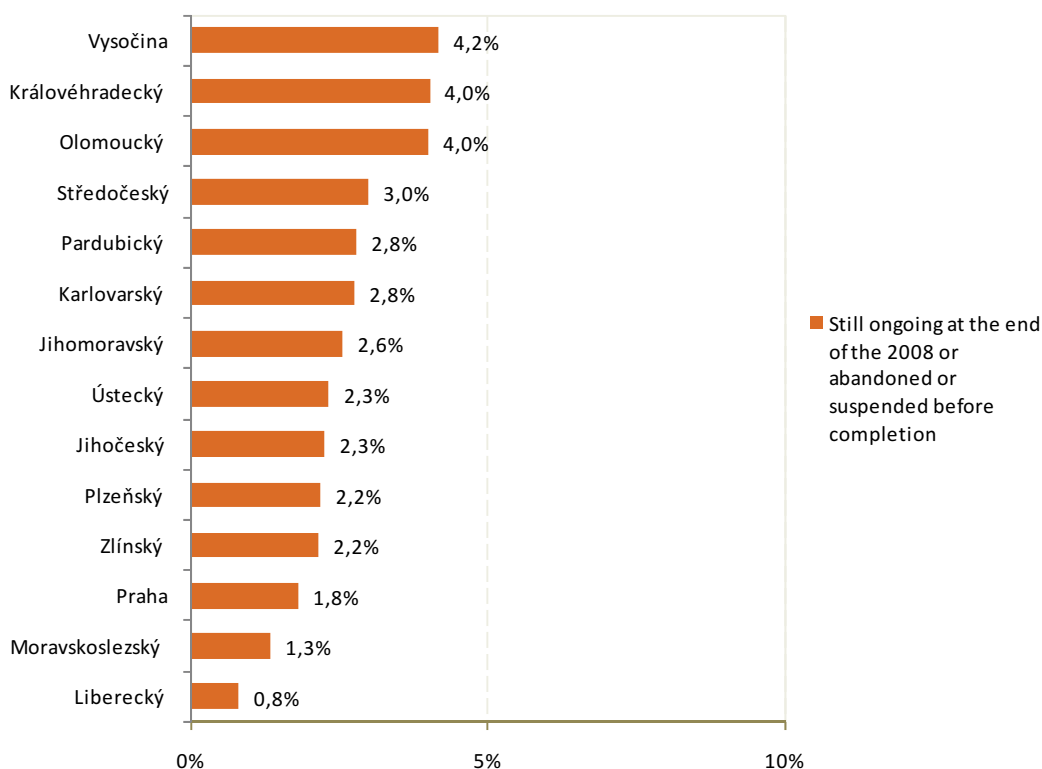
Figure 2.28: Enterprises with ongoing or abandoned innovation by NACE (as a percentage of all enterprises); 2006–2008



¹ The proportion of enterprises that had some ongoing or abandoned innovation and product and/or process innovation at the same time reached 16.5 %. Among small enterprises the proportion was 13.3 %, among medium-sized and large enterprises the proportions were 24.5 % and 43.7 % respectively.

The following figure (Figure 2.29) shows the proportions of enterprises with ongoing or abandoned innovation activities by region, with the biggest proportion in the Vysočina region (4.2 %) and the smallest proportion in the Liberecký region (0.8 %). The same proportion of 4 % was recorded in the Královéhradecký and Olomoucký regions.

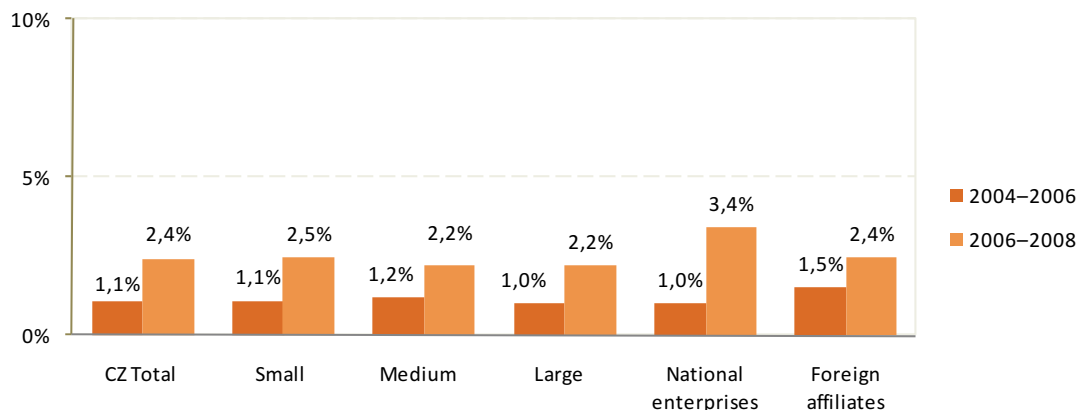
Figure 2.29: Enterprises with ongoing or abandoned innovation by region (as a percentage of all enterprises); 2006–2008



When compared to the previous period of 2004–2006², there was a twofold increase in the proportion of enterprises with ongoing or abandoned innovation in the Czech Republic in 2006–2008 (from 1.1 % to 2.4 %). A similar development could be observed in all size-classes of enterprises.

There was, however, a more substantial rise in the proportion among national enterprises, from 1 % in 2004–2006 to 3.4 % in 2006–2008. Foreign affiliates showed a smaller rise, similar to the rise in the total proportion in the Czech Republic.

Figure 2.30: Enterprises with ongoing or abandoned innovation by size-class and ownership (as a percentage of all enterprises); 2004–2006 and 2006–2008



² The question in CIS 2006 was divided in two parts in CIS 2008 with no influence on comparability.